

JBC

www.jbctools.com



Auto-Feed Iron

Ref. AL250-B

Packing List

The following items should be included:

- Auto-feed Iron** 1 unit
Ref. AL250-B
Includes: C250403 Cartridge
Guide set - Ref. 0002401 - Ø 0,9 - 1 mm (0.035 - 0.04 in)



- Allen Key 2,5mm** 1 unit
Ref. 0780493

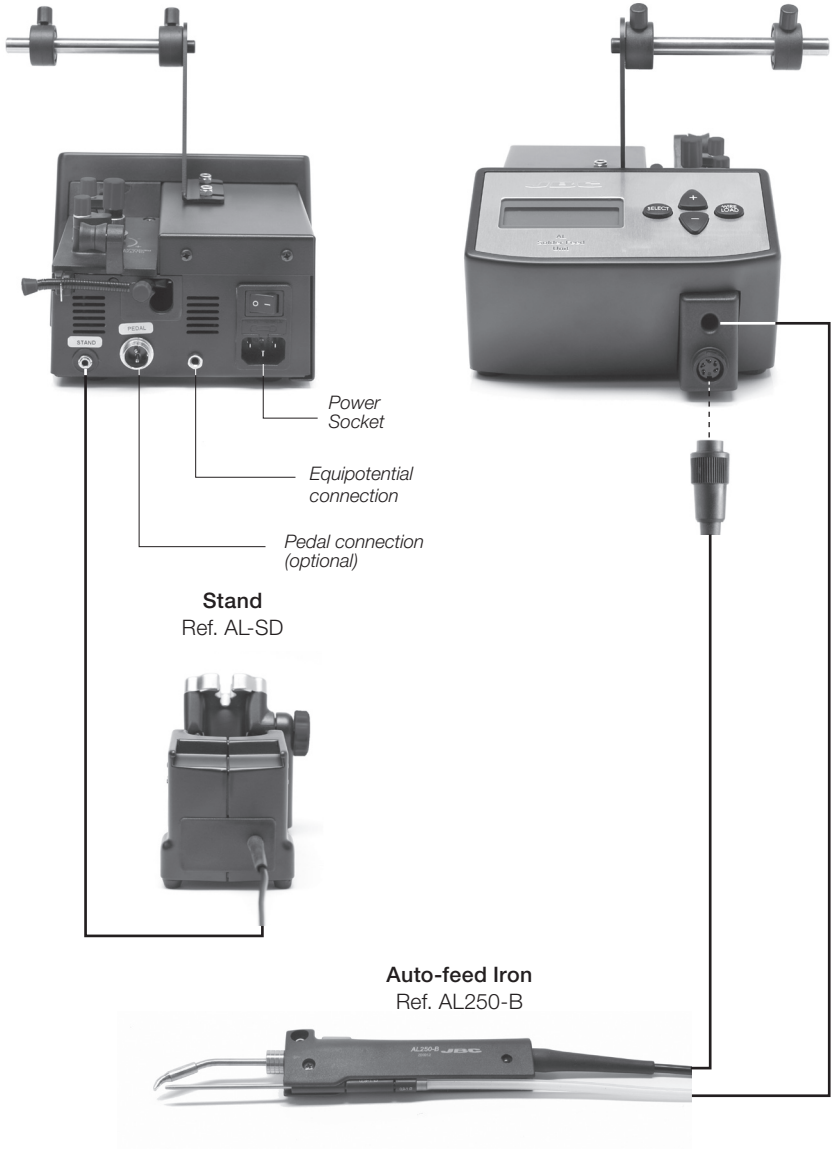


- Manual** 1 unit
Ref. 0012317



Features

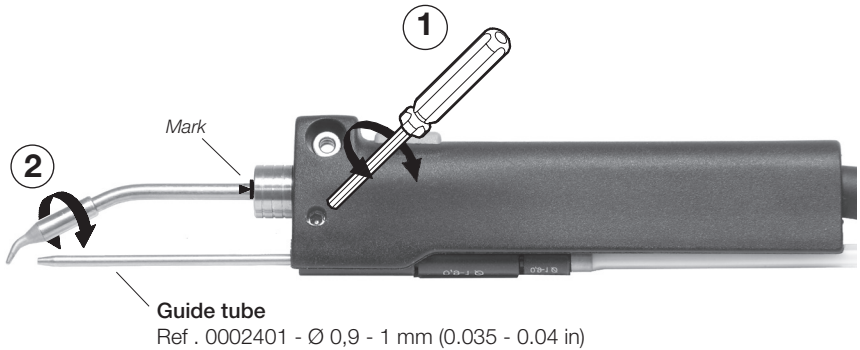
The AL250-B Auto-feed Iron is compatible only with Auto-feed Soldering station.



Changing cartridge

For a safe cartridge change, unplug the tool or turn the station off before following these guidelines:

1. Loosen the cartridge screw to release it.
Place the new cartridge in the Auto-feed iron.




2. Align the tip of the cartridge with the solder Guide tube.

Important: It is essential to insert the cartridge till the end for a good connection. Use the mark as reference. Tighten the cartridge screw.

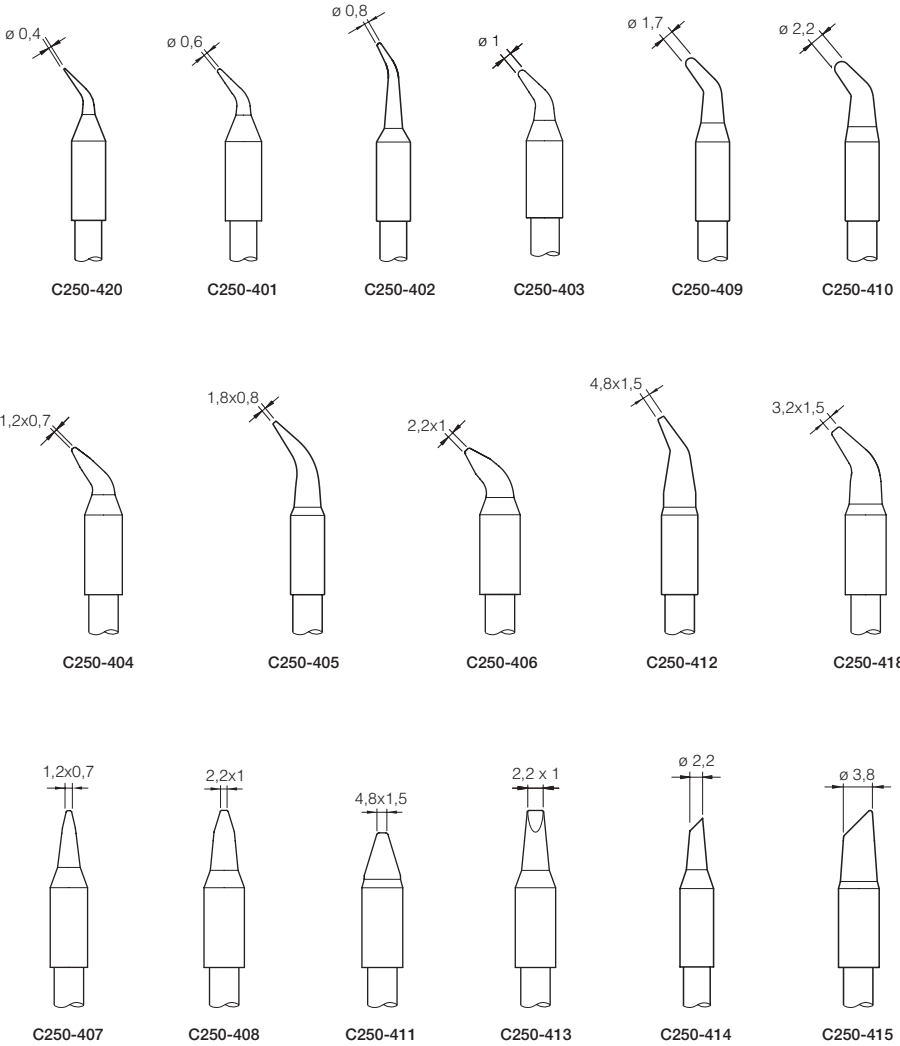
3. You must leave a gap of 8-10 mm (0.31 - 0.40 in) between the tip and the end of the Guide tube.

4. Loosen the guide screw. Adjust the Guide tube and tighten the screw.



Compatible Cartridges

The AL250-B Auto-feed Iron works with C250 cartridge range. Find the model that best suits your soldering needs in www.jbctools.com



Note: All the cartridges shown are actual size.

Accessories

Fume Extractor

Ref. F4468 - 2 m (78.74 ft) length.

The fume extractor for AL250 is an easy & safe solution to suck the fume generated at the solder joint.




Support

Ref. AL-IA



Optional Guide set

Ref. 0002399 Ø 0,4 - 0,5 mm (0.015 - 0.02 in)
0002402 Ø 0,6 - 0,8 mm (0.023 - 0.03 in)
0002843 Ø 1,1 - 1,5 mm (0.043 - 0.06 in)
0013915 Ø 1,6 - 1,8 mm (0.062 - 0.07 in)



Specifications

- Weight: 148 g (0.32 lb)
- Dimensions: 35 x 21 x 182 mm (1.42 x 0.83 x 7.16 in)
- Diameter of solder wire: Ø 0,4 - 1,8 mm (0.02 - 0.07 in)

Complies with CE standards
ESD protected housing "skin effect"

JBC

Warranty

JBC's 2 year warranty covers this equipment against all manufacturing defects, including the replacement of defective parts and labour.

Warranty does not cover product wear or misuse.

In order for the warranty to be valid, equipment must be returned, postage paid, to the dealer where it was purchased.



This product should not be thrown in the garbage.

In accordance with the European directive 2002/96/EC, electronic equipment at the end of their life must be collected and returned to an authorized recycling facility.



Manual in other languages available on our website

www.jbctools.com